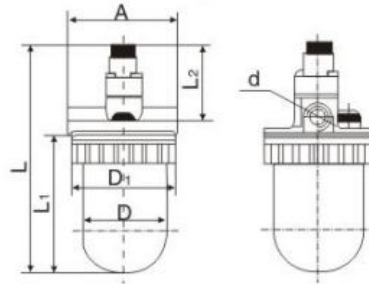
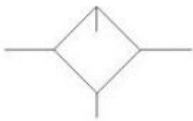
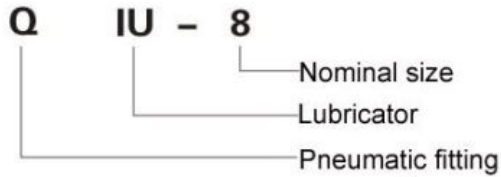


Ordering code



Technical parameter

Type	QIU-6	QIU-8	QIU-10	QIU-15	QIU-20	QIU-25	QIU-40(50)
Temperature	5-60						
Nominal input pressure(MPa)	1.0						
Capacity of oil cup	≥ 0.1						
Durability(10 thousands times)	≥ 100						

Air flow meter

Type	Air flow (L/min)				
	Entrance pressure				
	0.25	0.4	0.63	0.8	1.0
QIU-6	70	90	120	180	220
QIU-8	75	140	220	240	300
QIU-10	120	190	300	400	470
QIU-15	140	350	480	630	650
QIU-20	350	750	1100	1400	1500
QIU-25	600	1200	1600	1800	2100
QIU-40(50)	850	1650	2100	2200	2700

Dimensions

Type	Port size d	A	D	D ₁	L ₁	L ₂	L
QIU-6	G1/8"	90	Φ70	Φ88	114	69	220
	G1/4"						
QIU-10	G3/8"						
QIU-15	G1/2"						
QIU-20	G3/4"	115	Φ90	Φ110	151	74	250
QIU-25	G1"						
QIU-40(50)	G1 1/2" G2"	130	Φ90	Φ110	163	60	245